
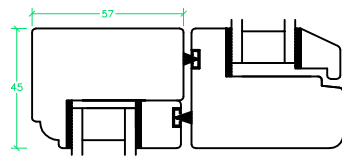


Option to have to Applied Bars.



### Slide & Tilt Sash Window

Glazed With; Float, Lam, Tough, IGUS.

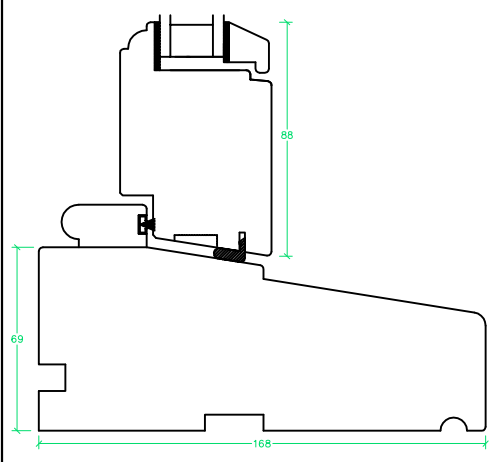
Sashes Hung On Slide & Tilt Spring Balances.  
Fastened With Fitch Catch To Meeting Rails.  
Sash Lifts To Bottom Sash & Ventlock  
Restrictor To Top Sash.

Trickle Ventilators To Head Of Window.

Full Factory Finish Paint-Stain System.

In The Interest Of Continuous Improvement We Reserve The Right To Amend Constructional Details.

**Important**  
This Drawing And Details And Sizes There On Are Our Interpretations Of Your Requirements And Or Instructions And Written As Received To Date. Manufactures In Accord With This Drawing Will Only Commence After Your Written Approval And Any Later Alterations Will Be To Your Cost.



Rev.	Date	Issue	Issue Date
Revisions			

Project: \_\_\_\_\_  
Client: \_\_\_\_\_  
Title: Tilt Slide Sash Window.  
Drawing No: 3010 Revision: \_\_\_\_\_ Date: \_\_\_\_\_  
Drawn By: \_\_\_\_\_ Checked By: \_\_\_\_\_ Scale: \_\_\_\_\_