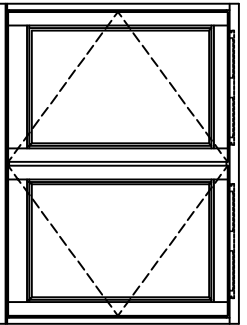
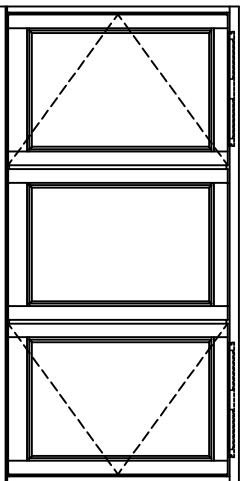



Flush Storm Casement Window.
To Achieve Escape Size A Window
Width Of 620mm Combined With
A Height Of 900mm Is Required.



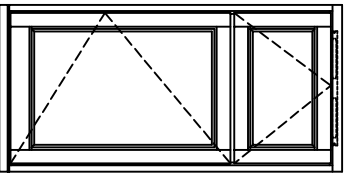
Flush Storm Casement Window.
To Achieve Escape Size A Window
Width Of 1190mm Combined With
A Height Of 900mm Is Required.



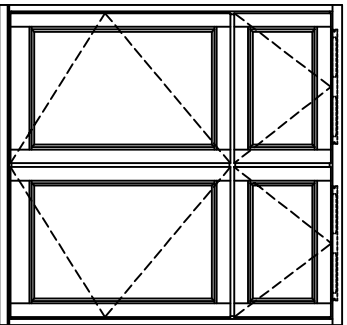
Flush Storm Casement Window.
To Achieve Escape Size A Window
Width Of 170mm Combined With
A Height Of 900mm Is Required.




Flush Storm Casement Window.
To Achieve Escape Size A Window
Width Of 2340mm Combined With
A Height Of 900mm Is Required.



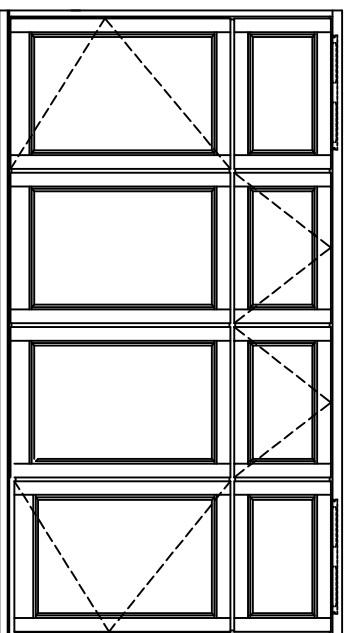
Flush Storm Casement Window.
To Achieve Escape Size A Window
Width Of 620mm Combined With
A Height Of 1275mm Is Required.



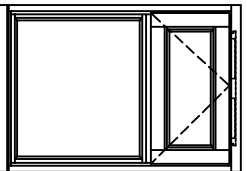
Flush Storm Casement Window.
To Achieve Escape Size A Window
Width Of 1190mm Combined With
A Height Of 1275mm Is Required.



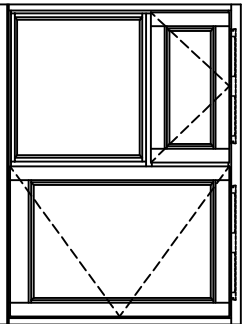
Flush Storm Casement Window.
To Achieve Escape Size A Window
Width Of 170mm Combined With
A Height Of 1275mm Is Required.



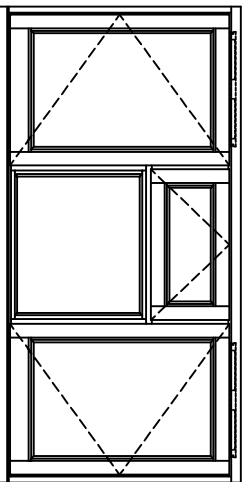
Flush Storm Casement Window.
To Achieve Escape Size A Window
Width Of 2340mm Combined With
A Height Of 1275mm Is Required.



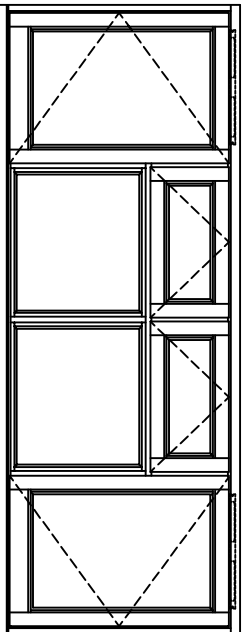
Flush Storm Casement Window.
Does Not Achieve Escape Size



Flush Storm Casement Window.
To Achieve Escape Size A Window
Width Of 1190mm Combined With
A Height Of 900mm Is Required.



Flush Storm Casement Window.
To Achieve Escape Size A Window
Width Of 170mm Combined With
A Height Of 900mm Is Required.



Flush Storm Casement Window.
To Achieve Escape Size A Window
Width Of 2340mm Combined With
A Height Of 900mm Is Required.

Note: All Boyland Joinery Flush Storm Window Sizes & Configurations Are Made To The Customers Requirements.

This Drawing Design Is The Property Of Boyland Joinery Ltd
Reproduction In Part Or Whole Will Not Be Allowed Without Prior Approval.



Joinery Limited

Hope Lane, Chesham, Bucks HP80 2JL
Tel: 01494 491000 / 491001
Email: info@boylandjoinery.com
Web: www.boylandjoinery.com

Rev	Date	Revisions

Project:
Client:
Title: Flush Storm Window Templates
Drawing No:
Drawing By: 9014
Checked By:
Date:
Scale:

In The Interests Of Continuous Improvement We Reserve The Right To Amend Constructional Details

Important:
This Drawing, and Details, and Sizes are the property of Boyland Joinery Ltd. Your Requirements and Our Instructions, and Where, as Required To Date, Manufactured In Accord With The Drawing, Will Only Guarantee a Later Amendment Will Be 10 Year Cert.